

SIMPLY SCRIPTURE JOURNAL

THE ULTIMATE BIBLE STUDY TOOL KIT
BY SHERYL AESCHLIMAN

simply
COLOR

The Art of Creative Bible Study

In Christ, In Him,
Through Him, etc

Commands for
me to do

Salvation, forgiveness,
redemption, gospel...

ice in my suff
my flesh of I
His body,
up what

Thankfulness for Spiritual
Attainments

1 ^aPaul, ^ban apostle of Jesus Christ
^cby the will of God, and ^dTimothy
^eour brother,
^fTo the ^gsaints and faithful
^hwho are at Colossae:

1:1 ⁱLit throu
2 ^jLik the ^kPhil
1:1 ^l2 Cor 1:
1 Cor 1:4
2 Cor 1:13
1 Thess 3:2
2 ^mOr holy or
4 Acts 9:13 b)
1:7
3 ⁿRom 1:8
6 Rom 15:6;
2 Cor 1:3
4 ^oOr towar
2 ^pOr holy one

ras,
no is
half,
8 and
ove in t
9 ¶ For
ay we hea
o pray for y
lled with t
o all spiritua

Dear Sister,

Welcome to Simply Scripture! I am so glad you chose to download this handy 8.5" x11" Bible Study resource. Here are a few helpful tips to get the most out of your journal.

- The journal can be used to study an entire book of the Bible or one verse at a time. Your choice! Simply mix and match the pages to your learning style.
- To keep your journal organized, I recommend using a 3 ring binder.
- You can print the entire journal or pick and choose the pages that you want to add to your journal. It's completely customizable!
- I recommend printing the blank tabs page on firm card stock to make them more durable. You can also print them out on a sticker page. Use these tabs to organize your journal or get creative and add them to your Bible.
- Slide your front and back cover page into the protective pocket of your 3 ring binder.

JUST IN CASE YOU ARE WONDERING...

No portion of this publication may be reproduced, stored in a retrieval system, stored in a database and/or published or shared in part or in whole in any form or by any means, electronic, mechanical, photocopying, recording or otherwise without the prior written permission of the author.

The sole customer is free to make copies for personal use only and not to be distributed without written permission from the author.

No portion in part or in whole or it's likeness is to be used or reproduced by a separate author, creator, shop, or business.

**Written, edited, produced by SimplyScripture.co || Sheryl Aeschliman
Copyright 2025, All rights reserved.**

Photos and graphics courtesy of Canva Pro



**This Journal
Belongs to**

date

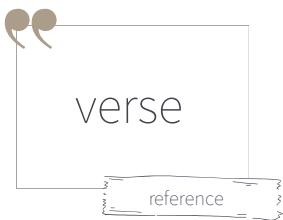


it's as easy as 1,2,3...4!

Daily Reading Tracker

January	01	02	03	04	05	06	07	08	09	10	11	12	13	14	15	16
	17	18	19	20	21	22	23	24	25	26	27	28	29	30	31	
February	01	02	03	04	05	06	07	08	09	10	11	12	13	14	15	16
	17	18	19	20	21	22	23	24	25	26	27	28	29	30	31	
March	01	02	03	04	05	06	07	08	09	10	11	12	13	14	15	16
	17	18	19	20	21	22	23	24	25	26	27	28	29	30	31	

← Check the date!



← Choose a verse or an entire passage from your own Bible. Write it in the verse or passage in this journal.



Passage _____

date _____

← Answer the Basic Questions.



The Basic Questions
Ask yourself these questions, or let your own words describe your verse. Remember, not all of these questions apply to every verse.

Where do I stand before God?

What is my promise?

What is His nature?

What does this verse say about the gospel, salvation, redemption or forgiveness?

What steps do I need to take in obedience to His command?

What is God warning me about?

What specific sin is identified?

Is this a special verse I want to memorize?

← GO DEEP!

- cross reference
- keywords
- main theme
- prayer
- memorize!
- declaration
- weekly goals
- journal
- coloring page
- move forward



Simple Tips for Study Time



- **Surrender to Christ.** Are you in a relationship with Christ? When Jesus becomes our Lord, the Holy Spirit dwells in us, and is the One who interprets the passages we are reading.

- **Pray.** Ask God to speak as you read through these passages and look for your phrases to color. The Holy Spirit is the giver of wisdom and knowledge, and He will reveal Himself as you study.

- **Observe.** As you read, take notes. The Holy Spirit will reveal more and more as you grow deeper in knowledge and discover more themes and truths throughout the Bible.

- **Slow down.** It is easy to study a whole passage quickly without paying attention to details. Note verbs, adjectives, and especially characteristics of God.

Come prepared! Have your supplies handy and in one place. I recommend using any brand of high quality colored pencils. Do not use permanent markers, scrapbooking pens, generic highlighters or ball point pens as they might bleed through the pages or fade over time. I also personally use a black Pilot G-2 pen (size .05 or .38) for taking notes. The G-2 pens are a rich, liquid black, yet do not bleed through.

- **Repeat.** Read a short section of verses several times before you begin coloring or taking notes. Get familiar with the section by taking into consideration the tone and intention of the book as a whole and the verses surrounding the section you have chosen to read.

- **Relax & Enjoy.** Don't get stuck on perfection. Your note taking, journaling, and coloring will look different than others, and that is ok! This is your time with God and it will be beautiful and unique!



Daily Reading Tracker

January	01	02	03	04	05	06	07	08	09	10	11	12	13	14	15	16
	17	18	19	20	21	22	23	24	25	26	27	28	29	30	31	
February	01	02	03	04	05	06	07	08	09	10	11	12	13	14	15	16
	17	18	19	20	21	22	23	24	25	26	27	28	29	30	31	
March	01	02	03	04	05	06	07	08	09	10	11	12	13	14	15	16
	17	18	19	20	21	22	23	24	25	26	27	28	29	30	31	
April	01	02	03	04	05	06	07	08	09	10	11	12	13	14	15	16
	17	18	19	20	21	22	23	24	25	26	27	28	29	30	31	
May	01	02	03	04	05	06	07	08	09	10	11	12	13	14	15	16
	17	18	19	20	21	22	23	24	25	26	27	28	29	30	31	
June	01	02	03	04	05	06	07	08	09	10	11	12	13	14	15	16
	17	18	19	20	21	22	23	24	25	26	27	28	29	30	31	
July	01	02	03	04	05	06	07	08	09	10	11	12	13	14	15	16
	17	18	19	20	21	22	23	24	25	26	27	28	29	30	31	
August	01	02	03	04	05	06	07	08	09	10	11	12	13	14	15	16
	17	18	19	20	21	22	23	24	25	26	27	28	29	30	31	
September	01	02	03	04	05	06	07	08	09	10	11	12	13	14	15	16
	17	18	19	20	21	22	23	24	25	26	27	28	29	30	31	
October	01	02	03	04	05	06	07	08	09	10	11	12	13	14	15	16
	17	18	19	20	21	22	23	24	25	26	27	28	29	30	31	
November	01	02	03	04	05	06	07	08	09	10	11	12	13	14	15	16
	17	18	19	20	21	22	23	24	25	26	27	28	29	30	31	
December	01	02	03	04	05	06	07	08	09	10	11	12	13	14	15	16
	17	18	19	20	21	22	23	24	25	26	27	28	29	30	31	

date.



A large, empty rectangular box with a thin black border, intended for writing a journal entry. The box is positioned in the upper half of the page.



Journal

A large area of dotted lines for writing, consisting of a grid of small dots. The dotted area is located below the 'Journal' title and extends across the width of the page.



The Basic Questions

Ask yourself these questions after you have written your verse or passage.
Remember, not all of these questions will apply to every verse or passage.

Where do I stand before God?

.....

.....

.....

What is my promise?

.....

.....

.....

What is His nature?

.....

.....

.....

What does this verse say about the gospel, salvation, redemption or forgiveness?

.....

.....

.....

What steps do I need to take in obedience to His command?

.....

.....

.....

What is God warning me about?

.....

.....

.....

What specific sin is identified?

.....

.....

.....

Is this a special verse I want to memorize?

.....

.....

.....

define
key words

cross-references

main theme



Grateful For

A large rectangular area filled with a light gray dot grid pattern, intended for writing a list of things the user is grateful for.

Spiritual Lessons I am learning

A large rectangular area filled with a light gray dot grid pattern, intended for writing spiritual lessons learned.



Memory verse



declaration



prayer

MONDAY



TUESDAY



WEDNESDAY



THURSDAY



FRIDAY



SATURDAY



SUNDAY




sermon notes

Speaker _____ date _____

Message Title _____

A large grid of small dots for taking notes, consisting of 30 columns and 40 rows.



Journal

date _____

A large grid of small dots for writing.



Prayers

date _____

A large area of dotted lines for writing prayers.


My answered prayers



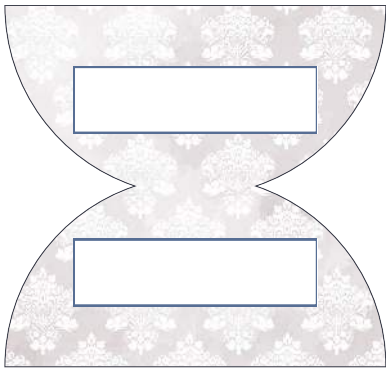


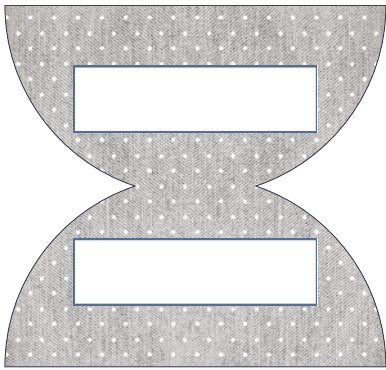




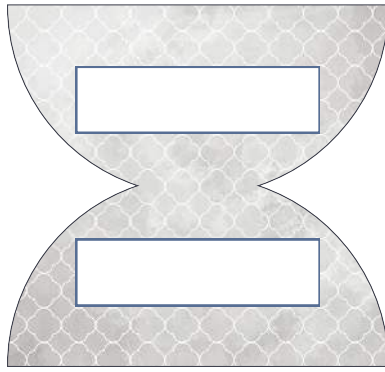
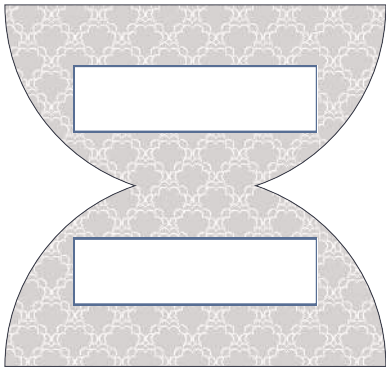
<input type="checkbox"/> _____	<input type="checkbox"/> _____	<input type="checkbox"/> _____
<input type="checkbox"/> _____	<input type="checkbox"/> _____	<input type="checkbox"/> _____
<input type="checkbox"/> _____	<input type="checkbox"/> _____	<input type="checkbox"/> _____




Notes...

A large rectangular area filled with a light gray dot grid pattern, intended for writing notes.




































Scan for more resources

SIMPLY SCRIPTURE
Creative Bible Study





www.simplyscripture.co



Thankfulness for Spiritual Attainments

1 ^aPaul, ^ban apostle of Jesus Christ by the will of God, and ^cTimothy our brother, ^dto the ^esaints and faithful who are at Colossae:

1:1 ^fLit thro
2 ^gLit the ^hPhd
1:1 ⁱ2 Cor 1:
1:1 ^jCor 1:1;
2:1 ^kCor 1:1;
1:1 ^lThess 3:2;
2:1 ^mOr holy or
ⁿActs 9:13 of
1:7
3 ^oRom 1:8
4 ^pRom 15:6;
2 ^qCor 1:3
4 ^rOr toward
2 ^sOr holy or

...ras,
no is
half,
8 and
ove in t
9 ¶ For
ay we hea
o pray for y
lled with t
all spiritual

Thre
Commands
me to do
Salvation, forgiveness,
emption, gospel...

...ice in my suffe
' my flesh of
His body, y
up what
I ly
he